

Where does the European Union get its money from - and how does it spend it? the guardian

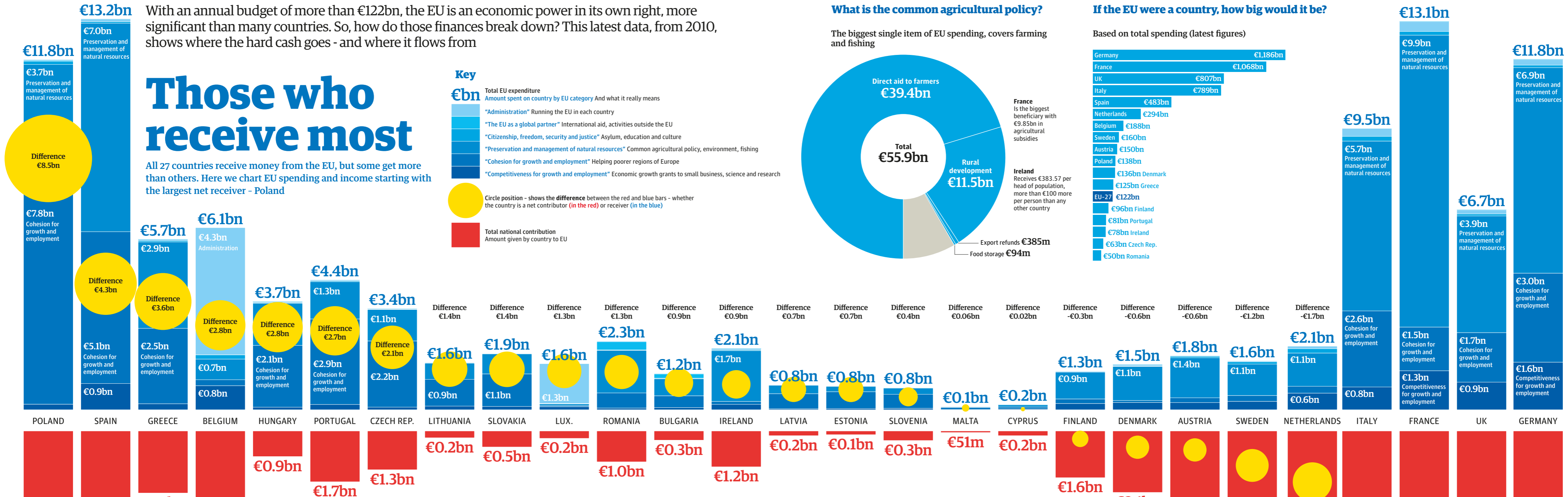
With an annual budget of more than €122bn, the EU is an economic power in its own right, more significant than many countries. So, how do those finances break down? This latest data, from 2010, shows where the hard cash goes - and where it flows from

Those who receive most


All 27 countries receive money from the EU, but some get more than others. Here we chart EU spending and income starting with the largest net receiver - Poland

Key
 €bn
 Total EU expenditure
 Amount spent on country by EU category And what it really means
 "Administration" Running the EU in each country
 "The EU as a global partner" International aid, activities outside the EU
 "Citizenship, freedom, security and justice" Asylum, education and culture
 "Preservation and management of natural resources" Common agricultural policy, environment, fishing
 "Cohesion for growth and employment" Helping poorer regions of Europe
 "Competitiveness for growth and employment" Economic growth grants to small business, science and research

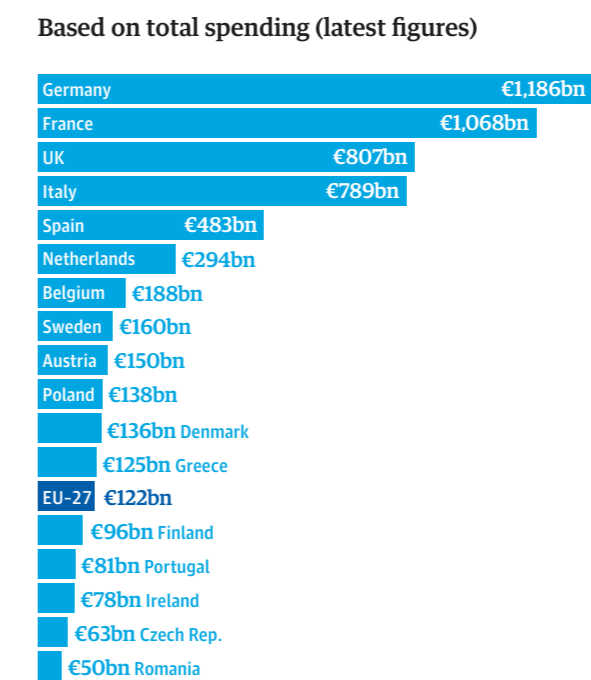
Circle position - shows the difference between the red and blue bars - whether the country is a net contributor (in the red) or receiver (in the blue)
 Total national contribution
 Amount given by country to EU



What is the common agricultural policy?
 The biggest single item of EU spending, covers farming and fishing

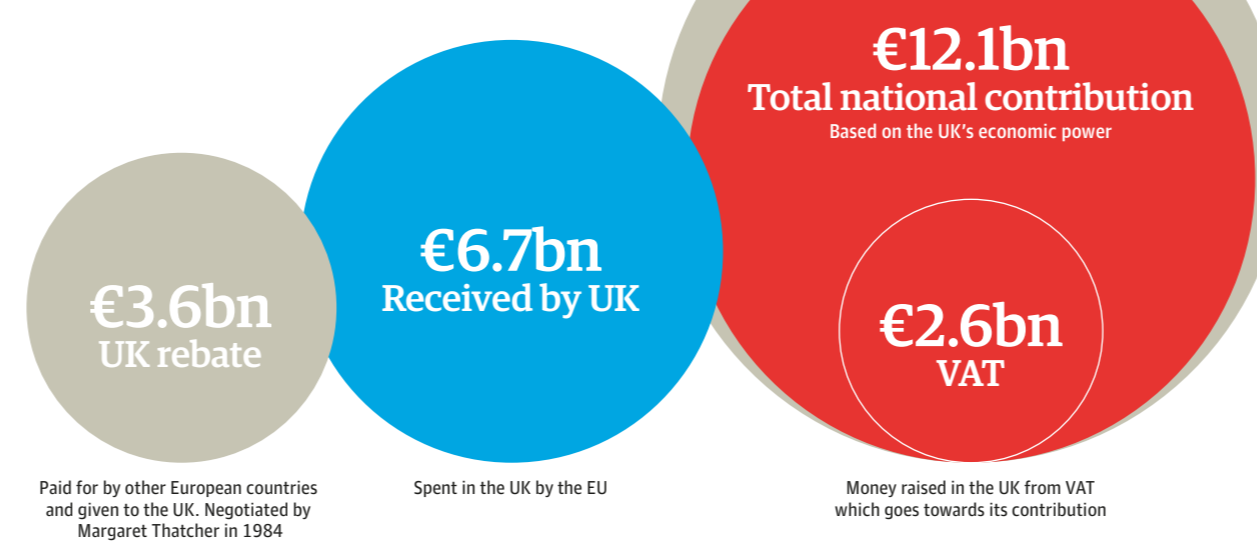


If the EU were a country, how big would it be?
 Based on total spending (latest figures)



How the UK's EU money breaks down

Why the gap between red and blue?
 The UK is a rich country and the EU points out that although it spends less in the UK than the national contribution, the British economy gains much more from access to European markets and contracts

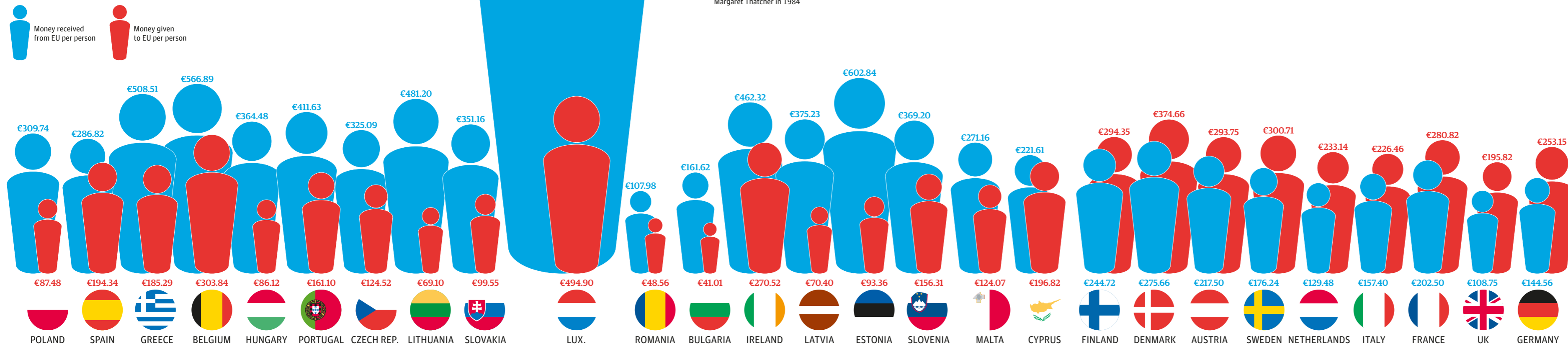


Those who give most

At the other end of the chart are the net-givers - the economic and industrial powerhouses of Europe, led by Germany

How much does each country give and receive per person?

National contributions from and spending in each country in € per person



SOURCE: EUROPEAN COMMISSION BUDGET OFFICE, EUROSTAT
 GRAPHIC: PAUL SCRUTON, MICHAEL ROBINSON. DATA: SIMON ROGERS